

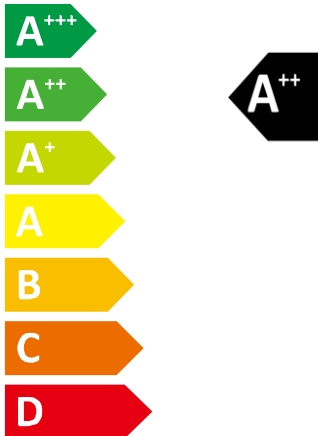


ENERGY

FUJITSU

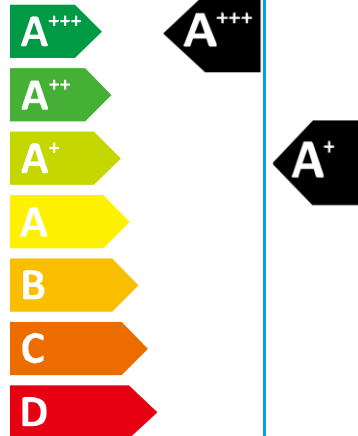
AOEG24KMTA / ASEG24KMTE

SEER



kW 7.1
SEER 7.3
kWh/annum 340

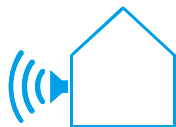
SCOP



kW	3.8	7.1	X
SCOP	6.4	4.2	X
kWh/annum	834	2362	X



65dB



67dB

